



Special points of interest:

- Annual meeting
- Denny Howard Workshop
- 2007 Potters Brochure information
- 2007 Membership Application enclosed
- Pottery Exhibition

Inside this issue:

Potters Brochure	3
Executive Meeting	2
Soup Bowls 2007	2
Pottery Exhibition	2
Directions to the workshop & meeting	4
Membership Application enclosed	

Visit us on-line:
www.capecodpotters.org

Cape Cod Potters, Inc.

Cape Cod Clay Voice

Denny Howard Workshop



Surface Decoration and Glazing

Place: Falmouth Academy
 Date: Sunday, February the 10th
 Time: 1PM to 4PM

Denny Howard, who has been making pots for over 20 years, has evolved a style of decoration which incorporates the use of brush work, wax resist and glaze inlays. He will demonstrate how he prepares his bisque ware, how he applies the glaze, and how he applies his brushwork. He will discuss various types of brushes, including the sumi, hake, and fan. Denny will share his stain recipes and give tips on how to care for your favorite brushes. You will be given a hands on opportunity to use various brushes and to practice the diverse brush strokes. We will be practicing on paper so there is no need to bring bisque pots. To encourage all workshop participants to practice what they have learned, each person will be given two brushes to take home with them. You can read more about Denny on-line: www.capecodpotters.org/potters_spotlight.htm

The workshop will be followed by dinner and Annual Meeting at the Peking Palace Chinese Restaurant in Falmouth. (See Annual Meeting below.)
 Directions to the workshop are on page 4.

Annual Meeting

Sunday, February 10th, 5:00PM

There will be a short, non-stressful meeting after the buffet dinner. You are welcome to join us for any or all of this three-part affair. The cost of the workshop for members will be \$25. The cost of the dinner buffet will be \$16 per person, which includes a tip.

We look forward to seeing you there, it's great fun!

Directions are on page 4.



Important Notice!

Remember, the membership application is enclosed and must be received on time for 2008 membership and the exhibition show, there will be no exceptions.

The deadline for 2008 membership is January 31, 2008.

Additional applications and newsletters can be found and printed from our website:

www.capecodpotters.org



Soup Bowls 2008

Potters, before some of you go into winter hibernation, how about making those soup bowls for this year's event. The date of Wednesday, April the 16th has been set with the Cape Cod Regional Technical High School. As in the past, all ticket sales and donations will benefit the Family Pantry, which shares space with the Boston Food Bank.

Nancy Machell and her Junior Girl Scout Troop 1219 will be helping us this year. These 4th, 5th, and 6th graders are already at work decorating the bag placemats and collecting bottles to be used for flower vases.

Flora D'Elegance has retired as a florist business so it would be great if we could find another florist to donate flowers. Any suggestions?

Soup bowls, which may be thrown or hand built, need to be large enough to hold a cup and a half of soup...allow room for slosh when carrying those cardboard trays...and should have a sturdy base. Donations are gladly received anytime. Just contact any member of the Executive Board for drop off locations.

Executive Meeting

January 21st, 6:30pm

At the Home of Emma-Marie Snedeker, 110 Stage Neck Road, Chatham, MA 02633. The meeting begins with, as do all good things, a healthy soup, bread, and a salad. Let Emma know if you are joining us so we can set a place. 508-945-4930.



Brochure Information

The following information is being provided as a public service. The Cape Cod Potters, Inc. is not involved with the brochure. Please address all questions and concerns to Gail Turner, Box 120, South Dennis, MA 02638

Last year we had O'Brien printers do 50,000 brochures for us. Each pottery advertiser initially received 100 brochures and Best Read Guide delivered the bulk of the brochures all over Cape Cod. We also placed ads in Cape Arts Review and the Cape Cod Voice advising the public about the brochure and that it could be picked up at various locations or downloaded from the web. Participating potters can always access more brochures by simply calling Best Read Guide. The website, which hosts the brochure, is also linked to numerous other sites. This is all in our ongoing efforts to broaden the reach of the brochure and increase pottery sales.

Currently, we do not give the name of the potters/potteries whose works are used in the brochure collage. There is some feeling that if we did this might be unfair to the other advertisers. At the same time we frequently find ourselves using images from the same potters year after year because their photo images are good and do not need hours of photo shop manipulation.

Pottery Exhibit at the Cape Cod Museum of Art

The year 2009 will be an important one for the Cape Cod Potters. A pottery exhibition at the Cape Cod Museum of Art will head the list of activities for the year. The Museum staff and various members of the Cape Cod Potters are in the process of finalizing all the details for this event. The following information has been worked out to everyone's satisfaction.

The pottery exhibition will take place at the Cape Cod Museum of Art in the Bank of America/Hunter Gallery. The dates of the show will be February the 28th – April the 12th 2009. The installation will be February the 25th – the 27th and delivery of accepted work must be between February the 18th – the 20th. Removal of all work will be Monday, April the 13th – the 15th. There will be a reception for all of the exhibits at the Museum with wine and cheese. This date has not been set yet. The work will not be for sale as CCMA is a non-profit organization.

In order to have your pottery work considered for this show you must be a member of Cape Cod Potters in 2008. The pottery may be three-dimensional or it may be in relief. The work should be of museum quality. This is an art exhibition and not a craft or trade show. The jury for the exhibition will take place in the beginning of September 2008. The exact date is still to be finalized. The work will be juried by digital images and the accepted piece as shown in the image is what will appear in the show. When the pieces are selected there will be a loan agreement filed with the Museum. All pieces will be covered by insurance. There will most likely be no titles but instead a written description of the technique, clay and glazes that were used with the piece. Each accepted exhibitor will be asked to provide an artist's statement and a bio of their education and work experience.

In the next newsletter we will provide you with all requirements finalized and set jury dates. The most important procedure is for you to immediately send in your Cape Cod Potters membership form now. The deadline for membership is January the 31, 2008 and must be postmarked by this date. There will be no exceptions.

Please, do not contact the Museum staff with your questions. They have asked us several times to emphasize this point. The Cape Cod Potters executive board is in the process of setting up committees to handle different parts of this process. In the next newsletter we will list the names of certain members and their duties. You will be able to address your questions and any concerns to them or any member of the Cape Cod Potters executive board.



Kevin Nolan Workshop

We would like to thank Kevin Nolan for his hospitality and for a great workshop. Kevin gave a superb workshop with tons of information and advice. He was straight forward with his information and techniques. Kevin kept the workshop relaxed and fun at the same time. It was a pleasure to attend his workshop. On page 4 are some pictures from the workshop.

Thanks again Kevin!


Cape Cod Potters Brochure

The following information is being supplied as a public service.

The Cape Cod Potters, Inc. is not involved with the brochure.

If you want to be in the brochure please send all required materials by **January 31, 2008** including:

1. Your name.
2. Name and address of your shop.
3. Shop hours - including days. (Summer & Winter days and hours).
4. A brief description of your work.
5. In RED, indicate your location on last year's brochure (Please use last year's brochure. A copy is enclosed with this mailing to make changes, additions etc.).
6. New advertisers should mark their location on the brochure map with a **small** red dot and arrow. Example: If you advertised last year and want the same ad, send the old brochure with the ad circled and mark "SAME".
7. Also, note if you are a member of any Chamber of Commerce.
8. Please send a photo or digital image of your work for possible inclusion in a collage on the brochure cover.
9. Make sure you include a check with your information.
10. Include a **SELF-ADDRESSED STAMPED ENVELOPE** (for mailing proofs).



Make Your Check Payable to: **Potters**

Send a **separate check** for the brochure payment, **do not combine with any other payment.**

Send your check for \$300.00 (\$150.00 for a second listing), mark-up, all required information and a self addressed stamped envelope to:

**Potters
Box 120
Dennis, MA 02638**

Note: Address to send information.

Brochure Requirements:

Participation has been growing over the past several years, which is good, but space is now an issue. We can always add more spots on the map, but room for listings is finite without adding tremendously to the cost of production. Putting another panel in the layout would most likely result in a loss of our ability to print both sides of the brochure on a single press sheet, which would further increase the cost an estimated 30 – 50%, so we will continue to work with our old guidelines:

- Multiple locations. As in the past, those of you with multiple locations are more than welcome to participate. We can continue to provide separate map locator spots for each location, but you will be limited to a single descriptive listing for all locations. We will include all address and phone info in that single listing. If this is not acceptable, you may, of course, buy multiple full-price listings.
- Listing lengths. In the past we have not limited the length of your descriptive listing, or prescribed a particular format. We will attempt to continue in this tradition, but since we charge by the listing and not by the inch, it may be necessary to cut portions of overly long descriptions in order to accommodate everyone who would like to participate. If your description is too long, we'll work with you to shorten it.
- First-come, first-served. As mentioned above, participation is growing and space is limited. In the event that there are more listings than can be accommodated without sacrificing readability at the present size of the brochure, space will be allocated based on when your information is received. Don't miss the boat because you put it off.
- Proofing. The people who create and check the brochure are human, like you, and occasionally make a mistake. You must include a self-addressed stamped envelope along with your information so that we can mail you a proof of the brochure before it goes to the printer. We will send a proof via the mail if you prefer. You will have a limited time to check this proof and make corrections. The final responsibility for accuracy is yours. You may also catch an error in someone else's listing that they don't see themselves. The more eyes the better.
- Photos. Please submit any pictures you would like to have considered for use on the cover. Please remember that the decision on what will be used is based entirely on what we receive, how it works together, and how much work is involved in preparing the image for use (i.e. removing trees and cars from the background, etc.). Pictures with a good range of tone and an uncluttered background will be greatly appreciated. You may submit slides, photographic prints (no laser or inkjet prints please, nor half-tone reproductions like postcards or magazine ads) or digital files, preferably on a disk with a printout (labeled with your name and the file name) so the designer can see what you have submitted. Please **DO NOT CROP YOUR PICTURES**. Digital files must contain sufficient data for print (at least 300 ppi at the size the image will be used) and most images from websites will not meet this requirement.

Directions to Denny Howard Workshop

The Workshop will take place at Falmouth Academy, 7 Highfield Drive, Falmouth, MA.

From Fall River & Providence:

Take Interstate 195 to 495 to Route 25 South and over the Bourne Bridge.

From Worcester:

Take 495 South. This becomes 25. Follow 25 to the Bourne Bridge.

From Route 128 and Brockton:

Take Route 24 South to 495 South. 495 becomes Route 25. Continue on 25 to the Bourne Bridge.

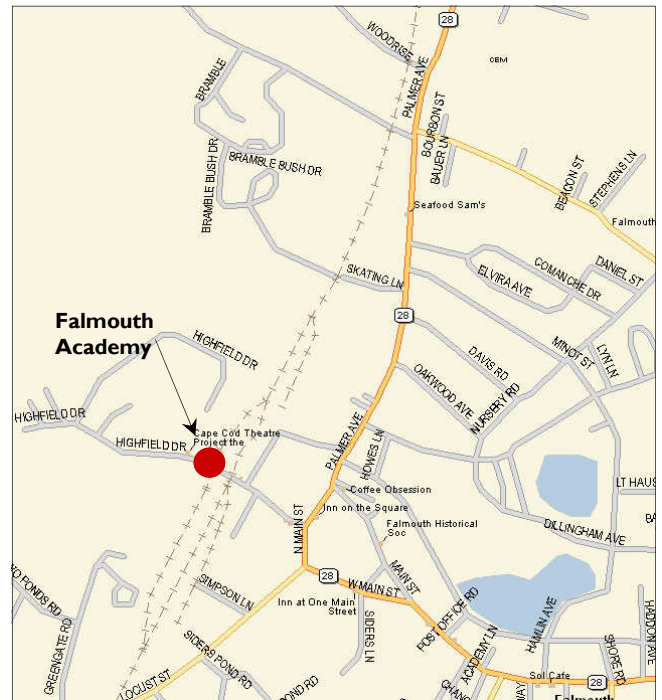
From Boston and Route 3:

Take I-93 south from Boston to Route 3 to the Sagamore Rotary, where you go right onto Route 6 towards the Bourne Bridge. Follow the signs to cross the Bourne Bridge.

From the rotary at the Cape Cod end of the Bourne Bridge:

Take the second right onto Route 28 South, towards Falmouth and Woods Hole. After 13 miles, the highway narrows into a two-lane road. Go on one mile, through the Jones Road traffic light, at the bottom of the Falmouth Hospital hill. One-half mile further on, you'll see a Gulf gas station. Turn right at the Gulf station onto Depot Avenue, go across the bike path, and through the big stone gateposts. Our driveway is the first on the right. At the top of the hill, it forks. The left fork takes you to the faculty/student parking lot; the right fork to the front of the school, visitor parking, the playing fields, and the entrance to the gym and theater.

Directions are from Falmouth Academy's website at: www.falmouthacademy.org

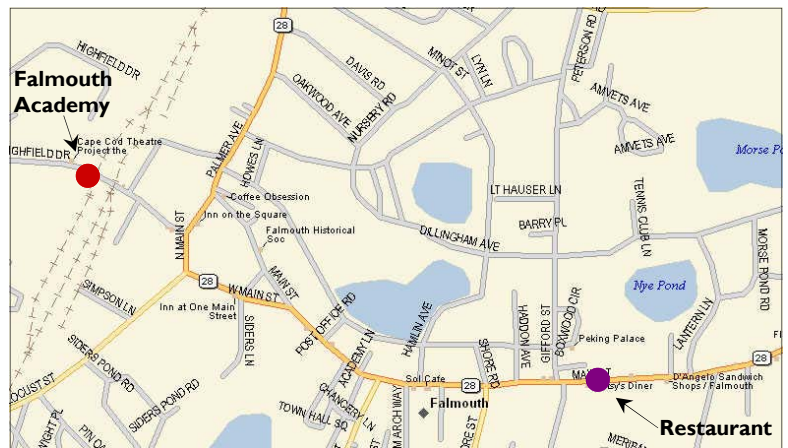


Directions to the Annual Meeting & Dinner

Directions for the Cape Cod Potter's Annual Meeting and dinner at the Peking Palace Chinese Restaurant on Sunday, February 10th, 5:00pm, 452 Main Street, Falmouth, MA.

From Falmouth Academy:

1. Exit the driveway going EAST on HIGHFIELD DR toward DEPOT AVE. <0.1 miles
2. HIGHFIELD DR becomes DEPOT AVE. 0.1 miles
3. Turn LEFT onto N MAIN ST. <0.1 miles
4. Turn RIGHT onto PALMER AVE / MA-28. Continue to follow MA-28. 0.7 miles
5. End at 452 Main St



Pictures from Kevin Nolan's Workshop

